



**District Report Card: 2017**


<b>State:</b> Chhattisgarh	<b>District:</b> Rajnandgaon
<b>Class:</b> 5	<b>Subject:</b> Language
<b>Schools:</b> 60	<b>Students:</b> 945


**Participation/Coverage**


**Students**

<b>GENDER</b> 	Boys		Girls	
	Number	%	Number	%
	460	48.68	485	51.32

<b>AREA</b> 	Rural		Urban	
	Number	%	Number	%
	859	90.90	86	9.10

<b>CATEGORY</b> 	SC		ST		OBC		GEN	
	Number	%	Number	%	Number	%	Number	%
	126	13.33	236	24.97	573	60.63	10	1.06

<b>CWSN</b> 	LD	VI	HI	S&LD	ID	Oth
	0	4	0	0	1	1

<b>Management</b> 	Government		Government-aided	
	Number	%	Number	%
	945	100.00	0	0.00

**Average Performance of Students in Language (%)**

Overall	Gender		Area		Management		Social Group			
	Male	Female	Rural	Urban	Govt.	Aided	SC	ST	OBC	GEN
54.70	54.03	55.34	55.64	45.35	54.70	0.00	53.60	53.45	55.60	46.67

## Performance on Learning Outcomes (LOs)

Learning Outcomes	Description	Average Performance(%)
L504	Reads and comprehends independently storybooks, news items/ headlines, advertisements etc.	54.75
L508	Reads text with comprehension, locates details and sequence of events	54.68

Range of Performance of Students who Answered Correctly							
Below 30%		30% - 50%		50% - 75%		Above 75%	
Number	%	Number	%	Number	%	Number	%
101	10.69	293	31.01	407	43.07	144	15.24

## Lowest Performing Learning Outcomes (LOs)

- 1 - Reads text with comprehension, locates details and sequence of events (54.68)
- 2 - Reads and comprehends independently storybooks, news items/ headlines, advertisements etc. (54.75)